



"Never stop learning because life never stops teaching!" Kirill Korshikov

Welcome to Class 7's last newsletter from Broadway East First school! We are very sad to be leaving our home at Broadway East but very excited to be starting our new adventure at our amazing new school! We'd like to share some of our learning with you from this last half term. We hope you enjoy seeing some of the things we've been up to.

Many thanks, Mr Burnett and Mrs Walker.

OUR WORK

During our Early Morning work this half term, we have been working on extending our vocabulary by using dictionaries to define unfamiliar words.



We have been investigating rocks in Science this half term and have astounded Mrs Walker with our knowledge and investigative skills.



IDEAS

WE'VE HAD...

We had some great ideas for staying safe when using the internet!



We continue to develop our maths skills through a range of fluency and problem solving activities.



MEMORIES


WE'VE




MADE...


We loved learning about resilience and how to overcome disappointments during our PHSE lessons this half term.



Paint blowing was fun, but messy, in art!



	English	Maths
	<div>   </div> <p>KEY STORIES 2 -Stories that raise issues and dilemmas from different cultures</p> <ul style="list-style-type: none"> • recognise & use key words/phrases/ ideas to summarise a paragraph • create a role in response to dilemma • use short sentences for effect • use adjectives & adverbs created by adding suffixes such as -ful & -ly • lay out an informal letter correctly • change sentence type from a positive statement to a question, a negative statement or an order • use apostrophes for possession correctly with both singular and plural nouns • use noun phrases with adjectives. • use past & present tenses appropriately • hook the reader using opening sentence • use connectives to indicate the sequence of time • write in paragraphs • use commas to mark off adverbs, adverbial phrases & clauses <p>Outcome: Plan and write a story with a moral or dilemma.</p> <p><u>CONTINUED FROM PREVIOUS HALF TERM</u></p>	<div> <div>MR BURNETT</div> <div> <p><u>Number – Decimals</u></p> <ul style="list-style-type: none"> • Recognise and write decimal equivalents of any number of tenths or hundredths. • Find the effect of dividing a one or two-digit number by 10 or 100, identifying the value of the digits in the answer as ones, tenths and hundredths. • Round decimals with one decimal place to the nearest whole number. • Compare numbers with the same number of decimal places up to two decimal places. </div> </div> <div> <div>MRS WALKER</div> <div> <p><u>CONTINUED FROM PREVIOUS HALF TERM</u></p> <p><u>Number – Fractions</u></p> <ul style="list-style-type: none"> • count up and down in hundredths. • recognise that hundredths arise when dividing an object by a hundred and dividing tenths by ten. • recognise and show using diagrams, families of common equivalent fractions. • add and subtract fractions within the same denominator. • solve problems involving increasingly harder fractions and fractions to divide quantities, including non-unit fractions where the answer is a whole number. </div> </div>
1		
2	<div>  </div> <p><u>Myths and Legends</u></p>	
3	<ul style="list-style-type: none"> • Describe how and why myths have been passed down the generations. • Discuss features of myths. • Explore the endings of Greek names. • List main events in a Greek myth. • Understand use and tenses of verbs. 	

4	<ul style="list-style-type: none"> Identify and use powerful verbs. Write short paragraph of a main event in a myth. Create a story map or storyboard. Write compound and complex sentences. Use of 1st and 3rd person. Use fronted adverbials. Write dialogue with correct use of speech marks. Create settings, characters and plot for own retelling of a myth. Write strong opening for myth. Write further sentences/ paragraphs of myth. Use connectives to create compound and/or complex sentences Proofread and edit their own myth. <p>Outcome Children plan, write and edit a myth based in Ancient Greece and following a structure based on an Ancient Greek Myth.</p>		
5	<p>a worm-eater a nest-maker a cushion-filler a seed-muncher a fish-guzzler a fast-flier a cut-escaper a tree-liver an acrobatic-glider an adventurous-swooper a tweeting-singer</p> <p>put these together, I'm a bird!</p>  <p>Poetry – Exploring Form – Kennings/Clerihews</p> <p>Children will have the opportunity to</p> <ul style="list-style-type: none"> distinguish spelling /meaning of common homophones. explain how writers use figurative & expressive language to create images and atmosphere. show imagination through the language used to create emphasis, humour, atmosphere or suspense. choose and combine words, images and other features for particular effects. comment constructively on poetry. identify different forms & patterns of rhyme used in poetry. explore how poets structure Kennings poems. use rhyming couplets. explore how poets structure Clerihew poems. <p>Outcome Perform a poem as a group, write some rhyming couplets based on a given form. Write a Clerihew. Write in the form of a Kenning.</p>		
6		CONSOLIDATION AND ASSESSMENT WEEK	

The timescales given in this overview are a rough guide; they are subject to change depending on the strengths and needs of the children.