

"Success is no accident. It is hard work, perseverance, learning, studying, sacrifice and most of all, love of what you are doing or trying to do!" Pele

Welcome to Class 7's second newsletter of the term! We'd like to share some of our learning with you. We hope you enjoy seeing what else we've been up to and we have included the Maths and English Overview for this half term too. We do love to share pupils' learning on our Twitter page [@class7befs](#) so please follow us there - if you don't already! Many thanks, Mr Burnett and Mrs Walker.

WORK

WE'VE CREATED



We have created some fantastic pieces of art this half term linked to our History topic of the Kingdom of Benin. We have used clay, watercolours, silhouettes, weaving and other materials to make art that we are very proud of!

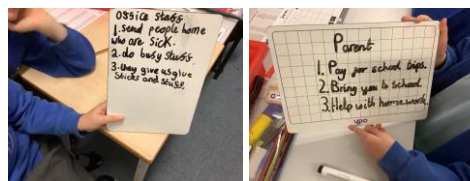


IDEAS

WE'VE HAD...



We created our own fables based on some of the famous stories from Aesop. We also enjoyed creating our own poems using syllables and rhyming structures.



In PHSE, we have been thinking about our school community and the different roles people play in our life.

MEMORIES

WE'VE


MADE...




We enjoyed investigating sound in Science this term which included discussing how instruments make sounds and how they travel to our ears.



We also learned some sign language and were able to sign our names and how we were feeling.

	English	Maths	
		<u>MRS WALKER</u>	<u>MR BURNETT</u>
1	 <p><u>KEY STORIES: Street Child by Berlie Doherty</u></p> <p>Children will be exploring our topic of Victorians through the genre of Key Stories. They should be able to:</p>		<p><u>Number – multiplication and division</u></p> <ul style="list-style-type: none"> Recall and use multiplication and division facts for multiplication tables up to 12 x 12.
2	<ul style="list-style-type: none"> show how powerful verbs and adjectives impact the text interrogate a text for evidence of description of characters. identify and spell homophones use adverbs to vary the opening of sentences use expanded noun phrases to modify adjectives identify when apostrophes are used and the differences between possession and contraction use paragraphs to organise ideas use fronted adverbials to show the passing of time punctuate speech accurately identify language used in a text to show that the story is written in a different time era compare and contrast two very different characters from the text use an embedded clause to add extra information about characters and situations 	<p><u>Measure - Length and Perimeter</u></p> <ul style="list-style-type: none"> convert between different units of measure [for example, kilometre to metre;] 	<ul style="list-style-type: none"> Use place value, known and derived facts to multiply and divide mentally, including: multiplying by 0 and 1; dividing by 1; multiplying together three numbers.
3	<ul style="list-style-type: none"> use paragraphs to organise ideas use fronted adverbials to show the passing of time punctuate speech accurately identify language used in a text to show that the story is written in a different time era compare and contrast two very different characters from the text use an embedded clause to add extra information about characters and situations 	<ul style="list-style-type: none"> measure and calculate the perimeter of a rectilinear figure (including squares) in centimetres and metres 	<ul style="list-style-type: none"> Recognise and use factor pairs and commutatively in mental calculations.
4	<ul style="list-style-type: none"> predict what will happen in a text map out the character's emotions using a line graph write a diary extract in the first person from the perspective of the main character in the class text 	<ul style="list-style-type: none"> find the area of rectilinear shapes by counting squares 	<ul style="list-style-type: none"> Multiply two-digit and three digit numbers by a one-digit number using formal written layout.
5	<ul style="list-style-type: none"> write an emotive letter to a family member describing events from the story 		<ul style="list-style-type: none"> Solve problems involving multiplying and adding, including using the distributive law to multiply two-digit numbers by one digit, integer scaling problems and harder correspondence problems such as n objects are connected to m objects.
	<p><u>Outcome</u> - plan out and write a story set in the Victorian era using details</p>		

	acquired from the texts and knowledge of this period of history		
6	 <p>Recounts</p> <p>Children will have the opportunity to:</p> <ul style="list-style-type: none"> • write about fears they had when they were little. • listen and respond appropriately to the comments of others. • learn about adverbs. • change adjectives into adverbs by adding –ly, adjusting spelling as appropriate. • look at the features of recounts in detail. • make up sentences orally using adverbials. • revise knowledge of the past tense. • begin to learn about the perfect form of verbs <p>Outcome: Plan, write and edit a fictional recount about an animal escaping from a predator.</p>	<p><u>Review and Revisit Sessions</u></p> <ul style="list-style-type: none"> • Number and Place Value • Addition and Subtraction 	
7		<p><u>ASSESSMENT AND REVIEW WEEK</u></p>	

The timescales given in this overview are a rough guide; they are subject to change depending on the strengths and needs of the children.